


1. Do you live within the parish of Loughton?

		Response Percent	Response Count
Yes		100.0%	10
No		0.0%	0
answered question			10
skipped question			0



2. What is your full name? (please skip this question if you wish to remain anonymous)

	Response Count
	7
answered question	7
skipped question	3





3. What is your street address?

	Response Count
	9
answered question	9
skipped question	1




4. Which area to you live in?

		Response Percent	Response Count
Loughton		80.0%	8
Great Holm		20.0%	2
answered question			10
skipped question			0



5. Which age bracket are you in?

		Response Percent	Response Count
under 18		0.0%	0
18-29		0.0%	0
30-39		0.0%	0
40-49		20.0%	2
50-59		40.0%	4
60-79		30.0%	3
70-79		10.0%	1
80+		0.0%	0
answered question			10
skipped question			0



6. What is your occupation?

		Response Percent	Response Count
employed		30.0%	3
part time		0.0%	0
self employed		20.0%	2
unemployed		0.0%	0
student		0.0%	0
retired		50.0%	5
answered question			10
skipped question			0



7. Are you

		Response Percent	Response Count
Male		66.7%	6
Female		33.3%	3
answered question			9
skipped question			1



8. Your ethnic group

		Response Percent	Response Count
White British		88.9%	8
White Irish		0.0%	0
Other white		0.0%	0
Asian Indian		0.0%	0
Asian Pakistani		0.0%	0
Asian Bangladeshi		0.0%	0
Other Asian		0.0%	0
Black Caribbean		0.0%	0
Black African		0.0%	0
Other Black		0.0%	0
Chinese		0.0%	0
Other ethnic group		11.1%	1
Black		0.0%	0
answered question			9
skipped question			1




9. Have you ever seen a Loughton parish council notice board

		Response Percent	Response Count
Yes		80.0%	8
No		20.0%	2
answered question			10
skipped question			0





10. Have you read any of the information on the parish noticeboards?

		Response Percent	Response Count
Yes		70.0%	7
No		30.0%	3
answered question			10
skipped question			0

11. How often do you see a parish noticeboard and look at what it displays

		Response Percent	Response Count
Often (i.e. every month)		22.2%	2
Occasionally (every few months)		44.4%	4
Seldom (less than once a year)		0.0%	0
Never		33.3%	3
answered question			9
skipped question			1

12. How regularly do you look at the website of Loughton Parish Council

		Response Percent	Response Count
Often (monthly)		10.0%	1
Occasionally (every few months)		20.0%	2
Seldom (annually or less)		40.0%	4
Never		30.0%	3
answered question			10
skipped question			0

13. How would you rate the content of the parish website

		Response Percent	Response Count
excellent		0.0%	0
good		20.0%	1
average		20.0%	1
poor		60.0%	3
answered question			5
skipped question			5



14. If the parish website was developed, content improved and refreshed, would you look at it from time to time?

		Response Percent	Response Count
Yes		88.9%	8
No		11.1%	1
answered question			9
skipped question			1



15. Loughton Parish Council doesn't currently publish an annual report of its activities. Do you think that it should?

		Response Percent	Response Count
Yes		90.0%	9
No		10.0%	1
answered question			10
skipped question			0



16. Do you think the Parish should deliver an annual report to every household within the parish and summarizing the parish council's activities for the year?

		Response Percent	Response Count
Yes		60.0%	6
No		40.0%	4
answered question			10
skipped question			0



17. Do you think Loughton Parish Council should publish a newsletter to residents?

		Response Percent	Response Count
Yes		90.0%	9
No		10.0%	1
answered question			10
skipped question			0

18. Do you think Loughton Parish Council should instigate such a plan and consult with local residents about what it should contain?

		Response Percent	Response Count
Yes		80.0%	8
No		20.0%	2
answered question			10
skipped question			0



19. Would you like to be consulted on the contents of the neighbourhood development plan?

		Response Percent	Response Count
Yes		90.0%	9
No		10.0%	1
answered question			10
skipped question			0



20. What do you think are the major planning issues in your area?

		Response Count
		7
answered question		7
skipped question		3






21. Would you be interested in attending a meeting to discuss the neighbourhood development plan?

		Response Percent	Response Count
Yes		66.7%	6
No		33.3%	3
answered question			9
skipped question			1

22. Do you have any children under 18 years in your household or within your wider family who use the children's play areas and facilities within the parish?

		Response Percent	Response Count
Yes		20.0%	2
No		80.0%	8
answered question			10
skipped question			0

23. Which childrens' play areas have your children used?

		Response Percent	Response Count
Loughton : Off Rushleys Close		0.0%	0
Loughton : at the football pitches near the social club		50.0%	1
Loughton : Linceslade Grove - near Ebbsgrove		50.0%	1
Loughton : Top of Redland Drive (east end of Linceslade Grove)		50.0%	1
Loughton : Ashpole Furlong		0.0%	0
Great Holm : Kensington Drive junction with Highgrove hill		50.0%	1
Great Holm : Kensington Drive behind the community centre		50.0%	1
Great Holm : Petworth		0.0%	0
answered question			2
skipped question			8

24. Rate any of the play area used, in terms of design, quality of play equipment, attractiveness of the area, stimulating and fun for children to use

	Poor	Average	Good	Excellent	Rating Average	Response Count
Loughton : Off Rushleys Close	100.0% (1)	0.0% (0)	0.0% (0)	0.0% (0)	1.00	1
Loughton : at the football pitches near the social club	50.0% (1)	50.0% (1)	0.0% (0)	0.0% (0)	1.50	2
Loughton : Linceslade Grove - near Ebbsgrove	100.0% (2)	0.0% (0)	0.0% (0)	0.0% (0)	1.00	2
Loughton : Top of Redland Drive (east end of Linceslade Grove)	50.0% (1)	0.0% (0)	50.0% (1)	0.0% (0)	2.00	2
Loughton : Ashpole Furlong	100.0% (1)	0.0% (0)	0.0% (0)	0.0% (0)	1.00	1
Great Holm : Kensington Drive junction with Highgrove hill	0.0% (0)	0.0% (0)	0.0% (0)	100.0% (1)	4.00	1
Great Holm : Kensington Drive behind the community centre	0.0% (0)	0.0% (0)	0.0% (0)	100.0% (1)	4.00	1
Great Holm : Petworth	0.0% (0)	100.0% (1)	0.0% (0)	0.0% (0)	2.00	1
					answered question	2
					skipped question	8





25. What are the major issues in your area?

	Response Count
	9
answered question	9
skipped question	1

26. What would you like the Parish Council to do about those issues?

	Response Count
	9
answered question	9
skipped question	1

27. How well are the streets in this neighbourhood maintained?

		Response Percent	Response Count
Extremely well		0.0%	0
Very well		40.0%	4
Moderately well		30.0%	3
Slightly well		10.0%	1
Not at all well		20.0%	2
	answered question		10
	skipped question		0

28. What changes would most improve neighbourhood?

	Response Count
	7
answered question	7
skipped question	3




29. What do you like most about neighbourhood?

	Response Count
	9
answered question	9
skipped question	1




30. What do you like least about this neighborhood?

	Response Count
	8
answered question	8
skipped question	2

31. How strong is the sense of community in this neighbourhood?

		Response Percent	Response Count
Extremely strong		10.0%	1
Very strong		0.0%	0
Moderately strong		50.0%	5
Slightly strong		0.0%	0
Not at all strong		40.0%	4
	answered question		10
	skipped question		0

32. How safe do you feel in this neighbourhood?

		Response Percent	Response Count
Extremely safe		30.0%	3
Very safe		40.0%	4
Moderately safe		30.0%	3
Slightly safe		0.0%	0
Not at all safe		0.0%	0
answered question			10
skipped question			0

33. Would you be interested in attending a local event to celebrate the Diamond Jubilee of Queen Elizabeth II in June 2012?

	Response Count
	9
answered question	9
skipped question	1